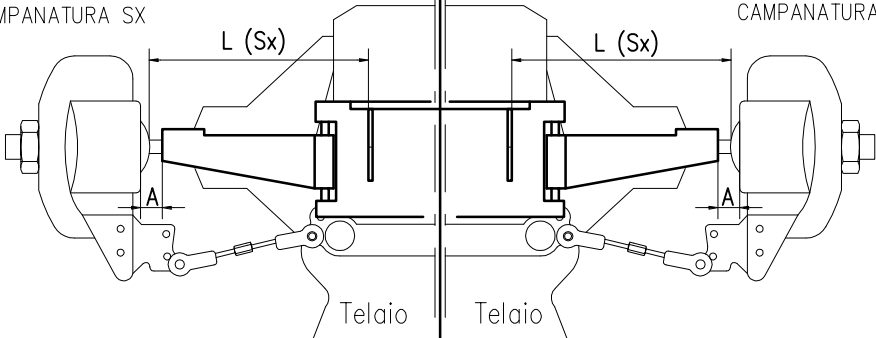
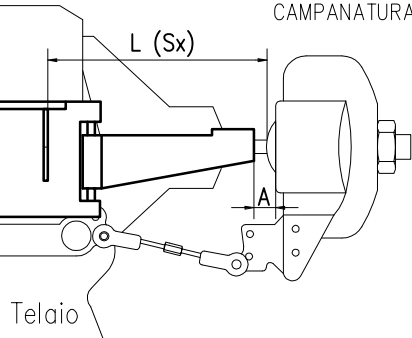
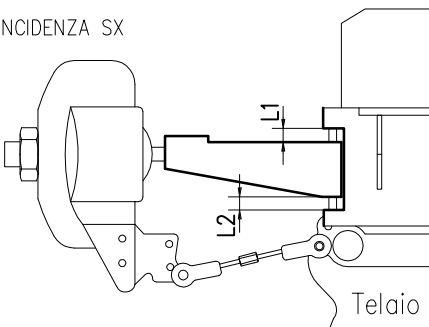
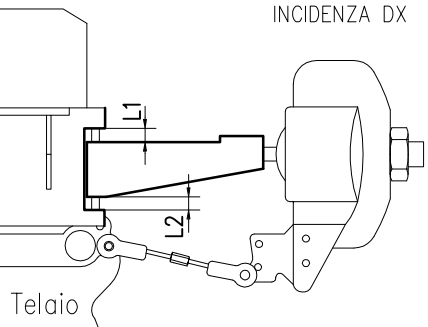
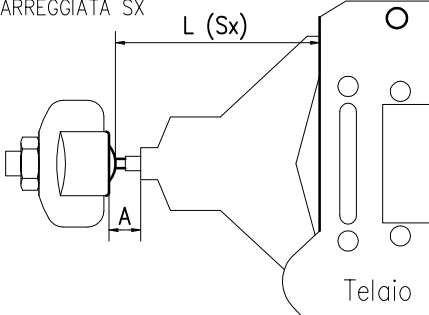
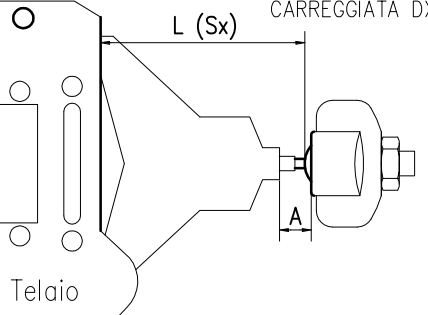
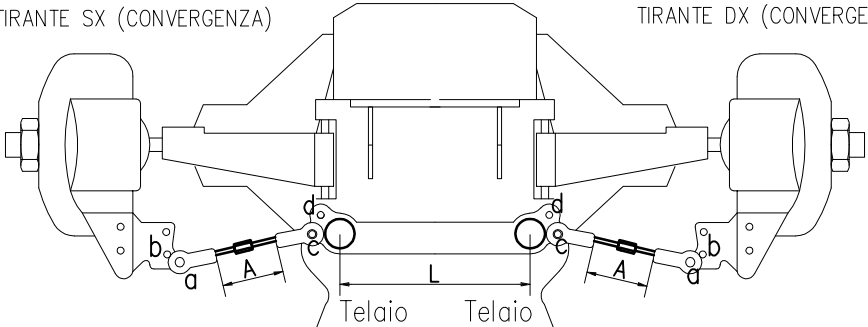
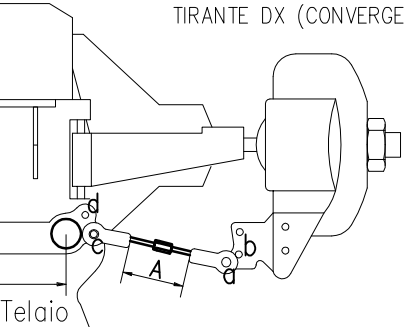


Data:		<div>Foglio d'assetto BIANCO by NETHERLANDS (Fulvio Benedetti)</div> <h1>ANTERIORE</h1> <h2>MANTUA P3</h2>
Pista:		
Temp:		
Gomme:		
Mescola Anteriore:		
Note:		
Altezz Ant. Telaio:		

Quotatura	Rilevamento	CAMPANATURA SX	CAMPANATURA DX	Quotatura	Rilevamento
Lato Sinistro				Lato Sinistro	
L/mm				L/mm	
A/mm				A/mm	
Gradi:				Gradi:	

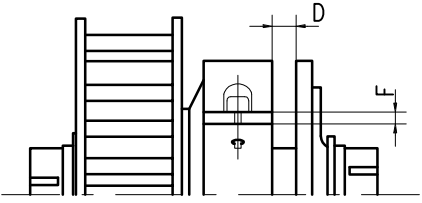
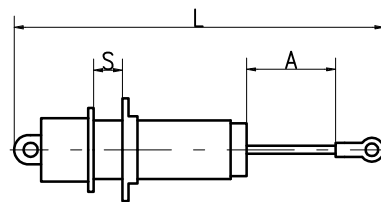
Quotatura	Rilevamento	INCIDENZA SX	INCIDENZA DX	Quotatura	Rilevamento
Lato Sinistro				Lato Sinistro	
L1/mm				L1/mm	
L2/mm				L2/mm	
Note:				Note:	

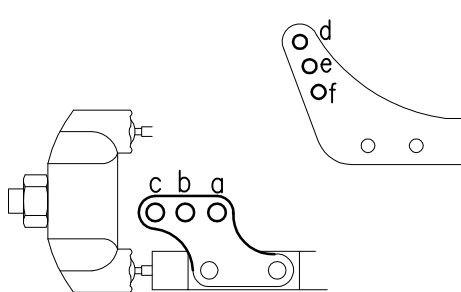
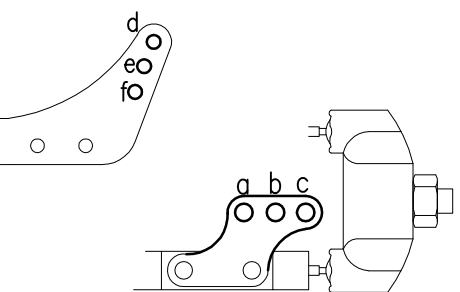
Quotatura	Rilevamento	CARREGGIATA SX	CARREGGIATA DX	Quotatura	Rilevamento
Lato Sinistro				Lato Destro	
L/mm				L/mm	
A/mm				A/mm	
Note:				Note:	

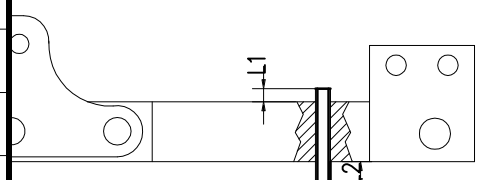
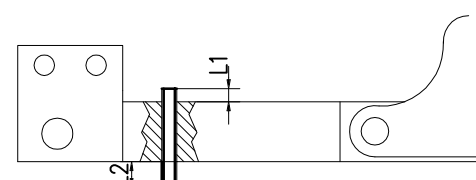
Quotatura	Rilevamento	TIRANTE SX (CONVERGENZA)	TIRANTE DX (CONVERGENZA)	Quotatura	Rilevamento
Lato Sinistro				Lato Destro	
L/mm				L/mm	
A/mm				A/mm	
Attac. Ackerman <input type="checkbox"/> d <input type="checkbox"/> e				Attac. Ackerman <input type="checkbox"/> d <input type="checkbox"/> e	
Attac. Barilotto <input type="checkbox"/> a <input type="checkbox"/> b		Attac. Barilotto <input type="checkbox"/> a <input type="checkbox"/> b		Gradi:	

Note:

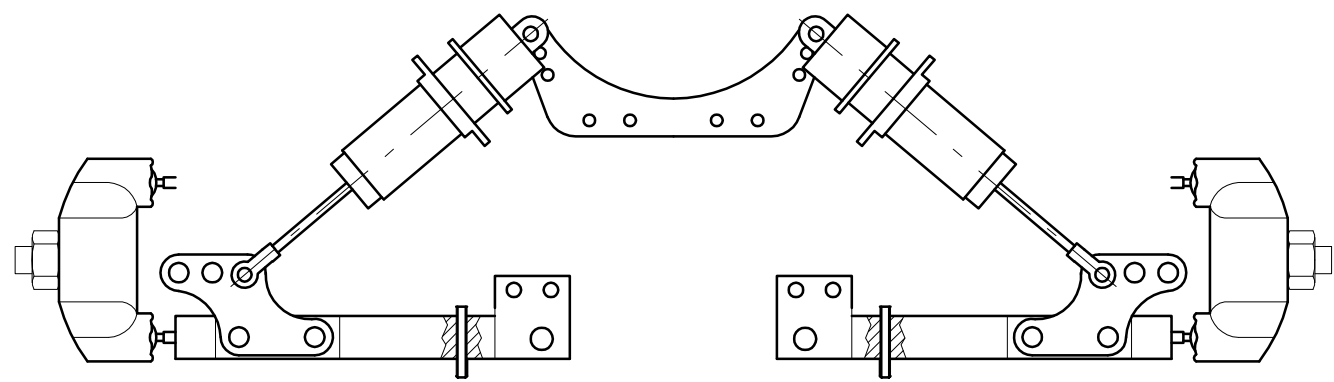
Data:		<div>Foglio d'assetto BIANCO by NETHERLANDS (Fulvio Benedetti)</div> <div>ANTERIORE MANTUA P3</div>
Pista:		
Temp:		
Gomme:		
Mescola Anteriore:		
Note:		
Altezz Ant. Telaio:		

DIFFERENZIALE ANTERIORE	Quotatura	Rilevamento	AMMORTIZZATORI	Quotatura	Rilevamento
		D/mm F/mm Spacco Ghiera Note:			L/mm S/mm A/mm Olio N° Fori Note:

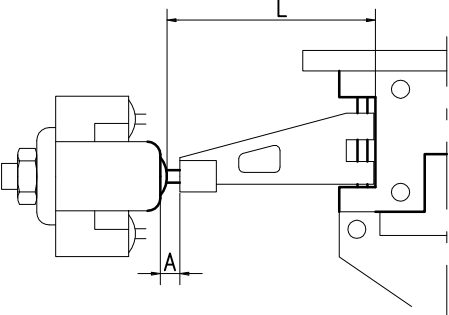
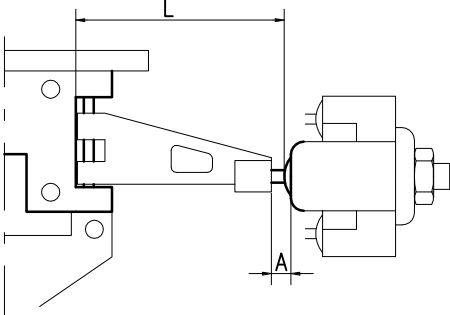
Quotatura	Rilevamento			Quotatura	Rilevamento
				Sup.Braccio <input type="checkbox"/> a <input type="checkbox"/> b <input type="checkbox"/> c Sup. Ammort. <input type="checkbox"/> d <input type="checkbox"/> e <input type="checkbox"/> f Note:	

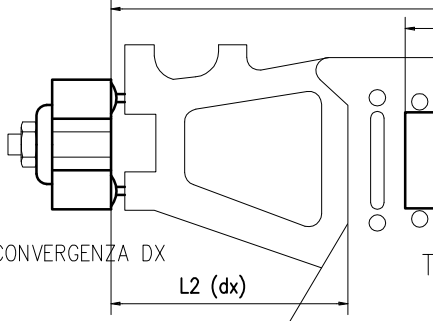
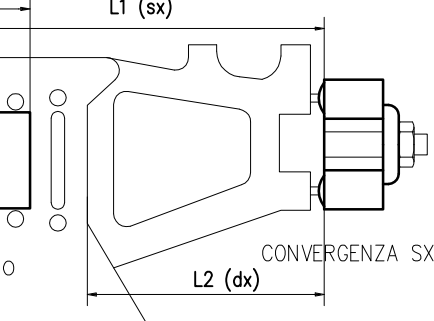
Quotatura	Rilevamento	FERMI ANTERIORI SX	FERMI ANTERIORI DX	Quotatura	Rilevamento
					
L1/mm				L1/mm	
L2/mm				L2/mm	
Note:				Note:	

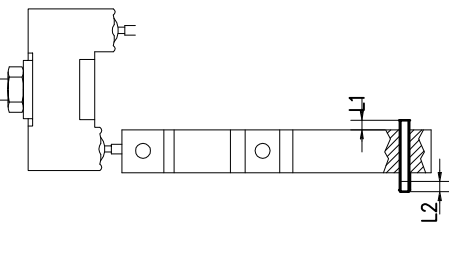
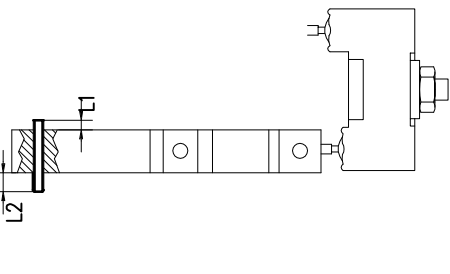
Note:

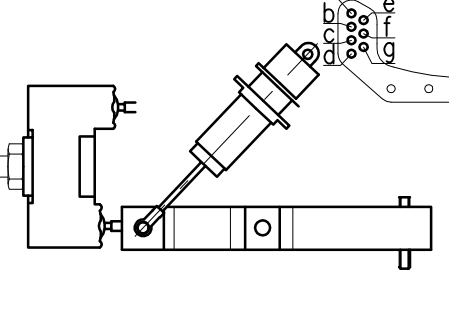
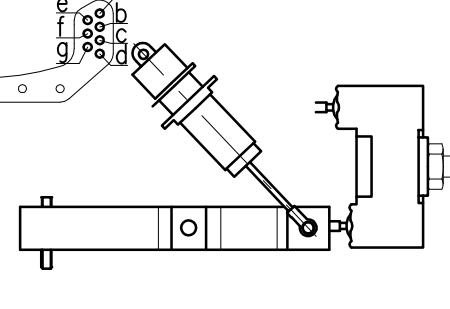


Data:		<div>Foglio d'assetto BIANCO by NETHERLANDS (Fulvio Benedetti)</div> <div>POSTERIORE MANTUA P3</div>
Pista:		
Temp:		
Gomme:		
Mescola Anteriore:		
Note:		
Altezz Ant. Telaio:		

Quotatura	Rilevamento	CAMPANATURA DX	CAMPANATURA SX	Quotatura	Rilevamento
Lato Sinistro				Lato Sinistro	
L/mm				L/mm	
A/mm				A/mm	
GRADI:				GRADI:	

Quotatura	Rilevamento	CARREGGIATA DX	L1 (dx)	L1 (sx)	CARREGGIATA SX	Quotatura	Rilevamento
L1/mm (Dx)						L1/mm (Sx)	
L2/mm (Dx)						L2/mm (Sx)	
Note Carreggiata:						Note Carreggiata:	
Gradi Convergenza:						Gradi Convergenza:	

Quotatura	Rilevamento			Quotatura	Rilevamento
L1/mm				L1/mm	
L2/mm				L2/mm	
Note:				Note:	

Quotatura	Rilevamento			Quotatura	Rilevamento
Lato Destro				Lato Destro	
L/mm				L/mm	
A/mm				A/mm	
Attac. Sup. Ammortizzatore	<div>a b c d</div>			Attac. Sup. Ammortizzatore	<div>a b c d</div>
	<div>e f g</div>				<div>e f g</div>
Note:				Note:	

Note:
